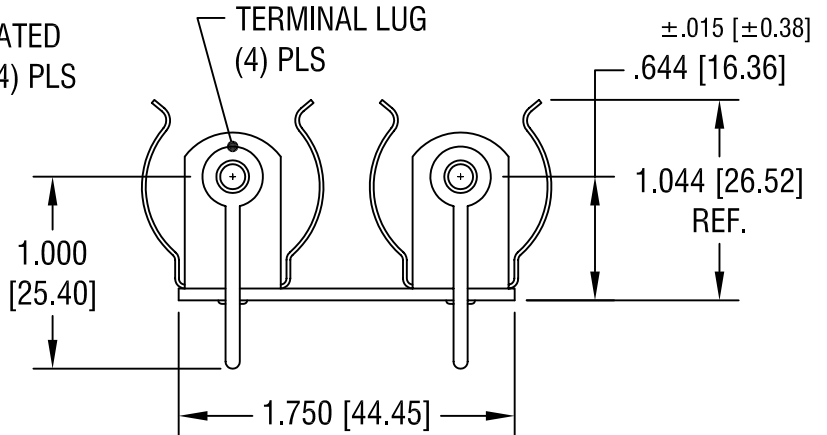
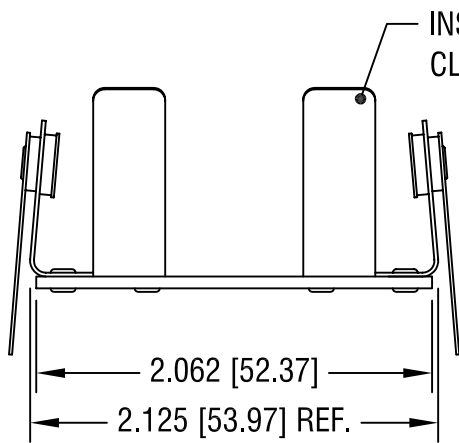
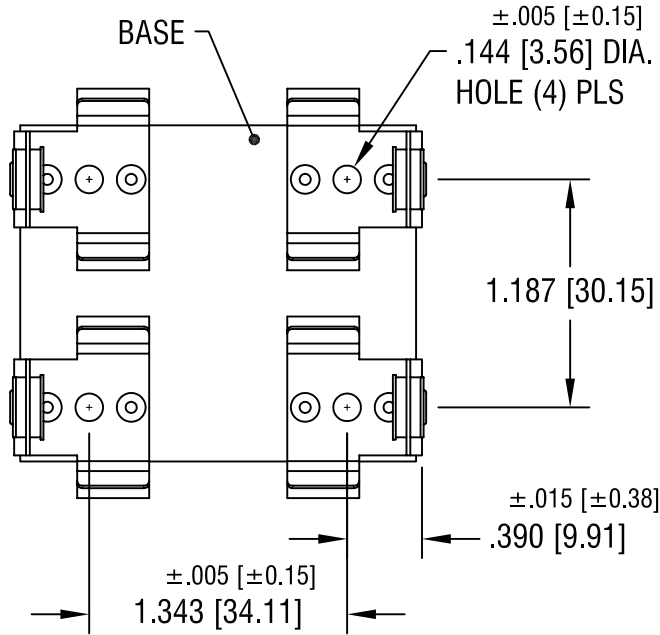
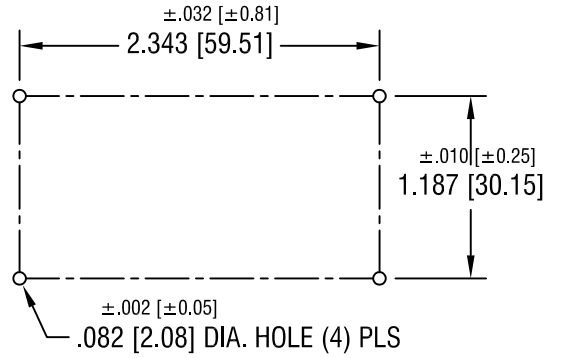


THIS DOCUMENT IS THE PROPERTY OF KEYSTONE ELECTRONICS CORP. AND SHALL NOT BE REPRODUCED, DISTRIBUTED OR USED AS A BASIS FOR MANUFACTURE WITHOUT PRIOR WRITTEN PERMISSION FROM KEYSTONE ELECTRONICS CORP.

RECOMMENDED SPACING FOR PC LUGS



NOTES:

1. BASE: MAT'L - .062 [1.57] TH'K PHENOLIC

CLIP: MAT'L - SPRING STEEL
FINISH - NICKEL PLATE

LUG: MAT'L - BRASS
FINISH - TIN PLATE

KEYSTONE ELECTRONICS CORP.

ASTORIA, N.Y. 11105-2017

PART NAME

INSULATED BATTERY HOLDER (2) 'C'

MATERIAL

AS NOTED

FINISH

AS NOTED

DRN BY

BOONE

DATE

6.6.07

APP'D

LN

SCALE

1X

TOLERANCES

INCH [MM]

DECIMAL ±.010 [±0.25]

ANGULAR ± 1°

UNLESS OTHERWISE SPECIFIED

CODE

C

DWG NO.

2231

DATE

DESCRIPTION

REV.